

TriFusion AI: Integrated System for Security, Health, and Business Insights

Mrs. S. Sarjun Beevi
(Assistant Professor)

Computer Science and Engineering
Bharath Institute Of Higher Education
And Research Chennai, India
sarjunbeevi.cse@bharathuniv.ac.in

Devaram Vishnu Vardhan Reddy
Computer Science and Engineering
Bharath Institute Of Higher Education
And Research Chennai, India
vishnuvardhan.devaram@gmail.com

Dongala Karthik
Computer Science and Engineering
Bharath Institute of Higher Education
And Research Chennai, India
dongalakarthyadav@gmail.com

Duggineni Shushma Sri
Computer Science and Engineering
Bharath Institute of Higher Education
and Research Chennai, India
shushmasri.d@gmail.com

Dora Prakash
Computer Science and Engineering
Bharath Institute of Higher Education
and Research Chennai, India
Corresponding author:
prakashdora365@gmail.com

Abstract— Artificial Intelligence (AI) has rapidly evolved to address complex, domain-specific challenges across security, healthcare, and business analytics. This paper presents a unified, multi-domain intelligent system that integrates advanced machine learning and deep learning techniques to deliver scalable and efficient solutions. In the security domain, the proposed system employs Convolutional Neural Networks (CNNs) enhanced with hybrid architectures combining Generative Adversarial Networks (GANs) and Residual Networks (ResNet) to detect fake faces, effectively mitigating risks such as spoofing, unauthorized access, and deepfake attacks. In the healthcare domain, the system leverages transfer learning using ResNet50 to perform accurate brain tumour classification from MRI images, facilitating early diagnosis and improving clinical decision-making. In business domain, machine learning models, including advanced architectures such as ChurnNet, are utilized to predict customer churn, enabling organizations to implement proactive retention strategies based on behavioural insights. These diverse functionalities are seamlessly integrated into a web-based framework using Flask, enabling real-time prediction and user interaction. The proposed multi-modal system demonstrates high accuracy, computational efficiency, and cross-domain adaptability, making it a cost-effective and scalable solution for real-world applications.

Keywords— Artificial Intelligence (AI), Deep Learning, Convolutional Neural Networks (CNNs), Generative Adversarial Networks (GANs), ResNet50, Transfer Learning, Deepfake Detection, Brain Tumor Classification, MRI Analysis, Customer Churn Prediction, Multi-Domain AI System, Flask, Predictive Analytics, Intelligent Systems.

I. Introduction

Artificial Intelligence (AI) has significantly transformed modern industries by enabling automated decision-making and providing data-driven insights. With the rapid growth of machine learning and deep learning technologies, AI systems are now capable of analysing large volumes of data, identifying patterns, and generating accurate predictions. These capabilities have made AI an essential tool in critical domains

such as security, healthcare, and business analytics, where timely and precise decision-making is crucial.

In the **security domain**, the emergence of deepfake technology has introduced serious challenges to traditional authentication systems. Manipulated images and videos can easily bypass conventional security measures, creating the need for advanced detection mechanisms.

In the **healthcare domain**, early detection of diseases such as brain tumours is vital for improving patient survival rates and ensuring effective treatment. However, manual diagnosis of medical images is time-consuming and prone to human error.

In the **business domain**, customer churn prediction plays a key role in maintaining profitability, as organizations must identify potential customer loss and take preventive actions to improve retention.

Despite the advancements in each of these areas, most existing solutions are designed for specific domains and operate independently. This lack of integration leads to increased system complexity, higher costs, and inefficient resource utilization. To overcome these limitations, this paper proposes TriFusion AI, a unified multi-domain system that integrates multiple AI models into a single platform. By combining security, healthcare, and business functionalities, the proposed system provides an efficient, scalable, and real-time solution for addressing diverse real-world challenges.

II. LITERATURE SURVEY

Recent advancements in Artificial Intelligence (AI), particularly in machine learning and deep learning, have significantly contributed to solving complex problems across multiple domains such as security, healthcare, and business analytics. This section reviews key research works related to deepfake detection, brain tumor classification, and customer churn prediction.

A. Deepfake Detection in Security Systems

Deepfake detection has emerged as a critical research area in recent years due to the rapid increase in manipulated digital media and its potential misuse in authentication and security systems. **Safwat et al.** (2024) proposed a hybrid deep learning model that combines Generative Adversarial Networks (GANs) and Residual Networks (ResNet) to enhance face detection. This approach leverages the generative capability of GANs to understand image manipulation patterns, while ResNet provides deep feature extraction for accurate classification. The proposed model achieves high precision and recall, demonstrating its effectiveness in identifying sophisticated deepfake content in cybersecurity applications.

In addition, **Nadimpalli and Rattani** (2023) conducted a study on deepfake detection using Convolutional Neural Networks (CNNs), focusing on fine-grained feature extraction. CNN-based approaches are highly effective in capturing hierarchical image features such as textures and spatial patterns, enabling accurate classification of manipulated images.

Furthermore, recent work by **Nguyen et al.** (2024) introduced attention-based models that focus on localized artifacts in images, improving detection performance by identifying specific manipulated regions. These models enhance robustness and generalization across different types of deepfake data.

B. Brain Tumour Detection in Healthcare Systems

Brain tumour detection using medical imaging has gained significant attention due to its importance in early diagnosis and treatment planning. **Younis et al.** (2024) proposed a deep learning-based approach using ResNet50 for classifying brain tumours from MRI images. The model utilizes transfer learning to extract high-level features, achieving high accuracy and reliability in tumour classification tasks.

Mahajan et al. (2024) further explored deep learning techniques for brain tumour classification by incorporating data augmentation and preprocessing methods to improve model generalization. Their approach enhances classification performance while reducing overfitting, making it suitable for real-world medical applications.

Additionally, **Schwehr and Achanta** (2023) introduced an attention-based deep learning model for brain tumour segmentation and classification. By focusing on relevant regions within MRI scans, the model improves both detection accuracy and interpretability, which is essential for clinical decision-making.

C. Customer Churn Prediction in Business Analytics

Customer churn prediction is a critical application in business analytics, especially in industries such as telecommunications and e-commerce. **Surendran et al.** (2023) proposed a multi-model machine learning approach that combines various algorithms to improve prediction accuracy by analysing customer behaviour over time.

Saha et al. (2024) introduced ChurnNet, a deep learning-based model that captures complex relationships in customer data using advanced feature learning techniques. The model demonstrates superior performance compared to traditional machine learning approaches.

Furthermore, **Ahmed and Rahman** (2023) investigated the use of machine learning algorithms such as Logistic Regression and Random Forest for churn prediction. Their study emphasizes the importance of data preprocessing and feature engineering in improving model performance and reliability.

III. PROBLEM STATEMENT

Artificial Intelligence (AI) has enabled significant advancements across domains such as security, healthcare, and business analytics. However, most existing AI solutions are designed for specific domains and operate independently, resulting in fragmented systems that lack integration, scalability, and real-time efficiency. In the security domain, deepfake technologies pose serious threats to authentication systems. In healthcare, early detection of diseases like brain tumours relies on time-consuming and error-prone manual analysis. In business, accurately predicting customer churn remains a challenge due to complex data patterns. Despite the effectiveness of advanced machine learning and deep learning models, there is a lack of a unified system that can integrate these solutions across multiple domains.

“Therefore, the problem is to develop an integrated multi-domain AI system that provides accurate, scalable, and real-time solutions for security, healthcare, and business applications within a single platform.”

IV. PROPOSED SYSTEM

The proposed system, Tri-Fusion AI, introduces a unified multi-domain framework that integrates Artificial Intelligence solutions for security, healthcare, and business analytics within a single platform. Unlike traditional approaches that address each domain independently, the proposed system combines deep learning and machine learning models to deliver accurate and real-time predictions across diverse applications.

The system is designed using a modular architecture with a centralized Flask-based backend that manages communication between the user interface and domain-specific models. This enables seamless data flow, scalability, and efficient processing of both image-based and structured data.

In the **security module**, Convolutional Neural Networks (CNNs) are employed to detect deepfake and spoofed facial images by analysing fine-grained visual features. In the **healthcare module**, a transfer learning approach using ResNet50 is utilized for accurate classification of brain tumours from MRI images. In the **business module**, machine learning algorithms such as Logistic Regression and Random Forest are used to predict customer churn based on behavioural data.

The integration of these modules into a unified system allows users to access multiple AI-driven services through a single interface. The system processes inputs, routes them to the appropriate models, and generates results in real time, ensuring efficiency and usability.

Overall, the proposed system demonstrates the effectiveness of integrating multi-domain AI capabilities into a single scalable platform, reducing complexity while enhancing performance and practical applicability.

A. SYSTEM ARCHITECTURE

The proposed system, TriFusion AI, adopts a modular client-server architecture to integrate AI functionalities across security, healthcare, and business domains. A web-based user interface enables data input, while a centralized Flask backend manages request handling, data processing, and routing to domain-specific modules.

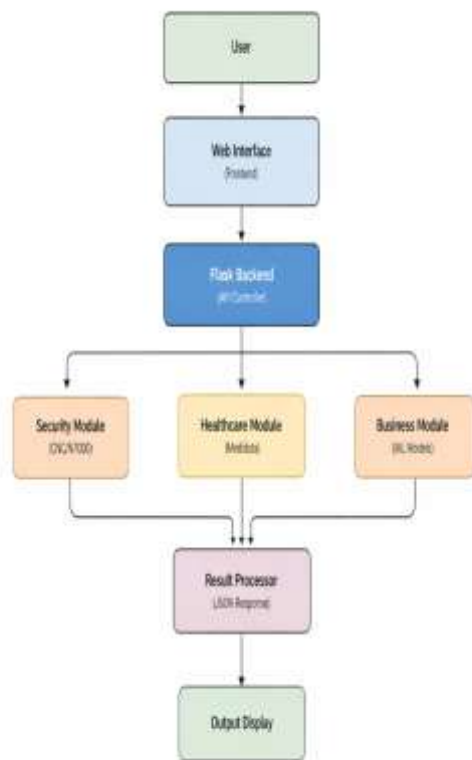


Fig. 1. Architecture

B. MODULES:

1. User

The user is the starting point of the system. The user interacts with the application by providing inputs such as images (for security and healthcare modules) or data (for business module). The user initiates requests and views the final output results.

2. Web Interface (Frontend)

The Web Interface acts as the interaction layer between the user and the system. It allows users to:

- Upload images (face images or MRI scans)
- Enter customer data
- View prediction results

It sends user inputs to the backend and displays the output received from the system in a user-friendly format.

3. Flask Backend (API Controller)

The Flask Backend is the core controller of the system. It performs the following tasks:

- Receives input data from the frontend
 - Identifies which module to use (security, healthcare, or business)
 - Routes the request to the appropriate module
 - Collects the results from the models
 - Sends the response back to the frontend in JSON format
- It ensures smooth communication and real-time processing across all modules.

4. Security Module (CNN Model)

This module is responsible for detecting fake or real face images. It:

- Takes a facial image as input
- Uses a Convolutional Neural Network (CNN) to extract features
- Identifies inconsistencies in the image such as texture or lighting issues
- Classifies the image as REAL or FAKE

This module improves security by preventing deepfake and spoofing attacks.

5. Healthcare Module (Medidata / ResNet50)

This module focuses on brain tumor detection using MRI images. It:

- Accepts MRI scan images
- Uses a ResNet50 deep learning model with transfer learning
- Extracts complex features from medical images
- Classifies the tumor into categories or identifies if no tumor is present

This helps in early diagnosis and reduces manual effort in medical analysis.




Fig. 2. health Roc

6. Business Module (ML Models)

This module predicts customer churn based on structured data. It:

- Takes customer data as input
- Processes and analyses the data
- Uses machine learning algorithms such as:
 - **Logistic Regression**
 - **Random Forest**

Predicts whether the customer is likely to leave or stay

This helps businesses improve customer retention strategies...

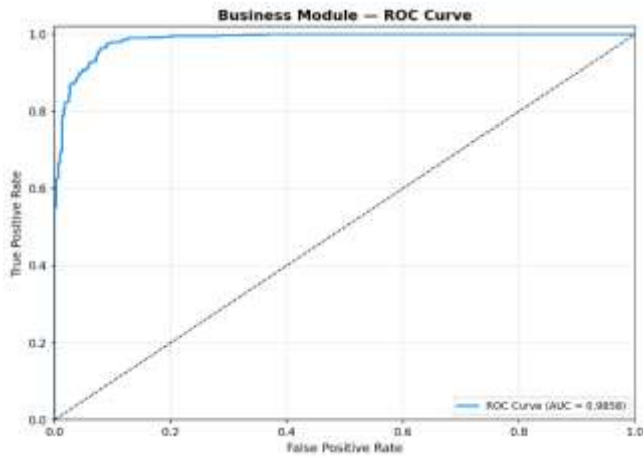


Fig. 3. business Roc

V. RESULTS And DISCUSSION

A. Experimental Results

The proposed system, *Tri Fusion AI*, was evaluated across three domains—security, healthcare, and business using appropriate datasets and performance metrics. Each module was tested independently to ensure reliability and accuracy, followed by overall system evaluation.



Fig. 4. interface

In the **security module**, the CNN-based model was tested on a dataset containing both real and fake facial images. The model achieved an accuracy of approximately **83%**, demonstrating its ability to identify deepfake and spoofed images. The model showed strong performance in detecting fake images, although minor misclassifications occurred in cases of high-quality deepfakes.



Fig. 5. security interface

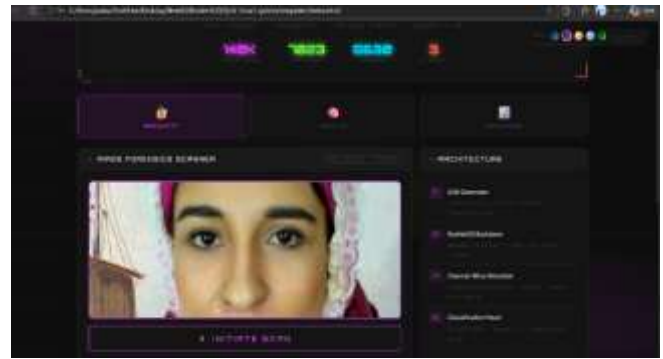


Fig. 6. execution

In the **healthcare module**, the ResNet50-based model was evaluated using MRI image datasets for brain tumour classification. The model achieved an accuracy in the range of **95% to 99%**, indicating high reliability in detecting and classifying tumour types. The use of transfer learning significantly improved performance, even with limited training data.

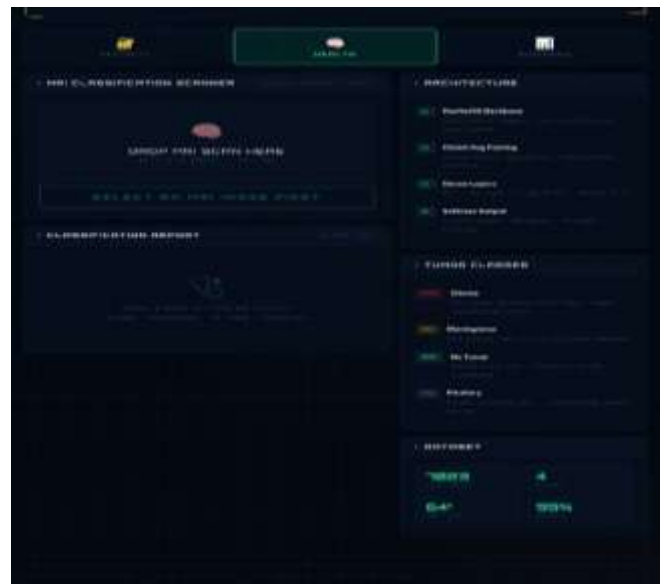


Fig. 7. health interface

In the **business module**, machine learning models such as Logistic Regression and Random Forest were used to predict customer churn. The system achieved an accuracy of approximately **95% to 96%**, demonstrating its effectiveness in analysing customer behaviour and predicting churn probability.



Fig. 8. business interface

B. Performance Metrics

The performance of the models was evaluated using standard metrics:

- **Accuracy:** Measures overall correctness of predictions
- **Precision:** Measures correctness of positive predictions
- **Recall:** Measures ability to detect all relevant cases
- **F1-Score:** Balances precision and recall

All modules showed balanced performance across these metrics, indicating robustness and reliability.

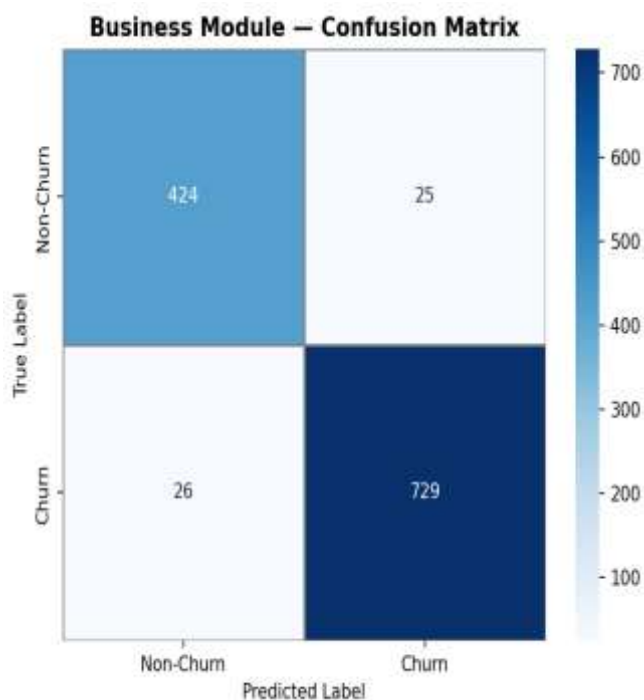


Fig. 9. performance metrics

C. Discussion

The results demonstrate that the proposed system performs effectively across all three domains. The **healthcare module** achieved the highest accuracy due to the strong feature extraction capabilities of the ResNet50 model. The **business module** also showed high performance, benefiting from structured data and well-defined features.

The **security module**, while effective, showed relatively lower accuracy compared to the other modules. This is mainly due to the complexity of detecting advanced deepfake images, which often contain minimal visual differences from real images. However, the model still provides reliable results for most practical scenarios.

A key observation is that integrating multiple AI models into a single system does not degrade individual module performance. Instead, the unified architecture enhances usability and efficiency by allowing multiple predictions within a single platform.

A. GRAPHS AND TABLES:

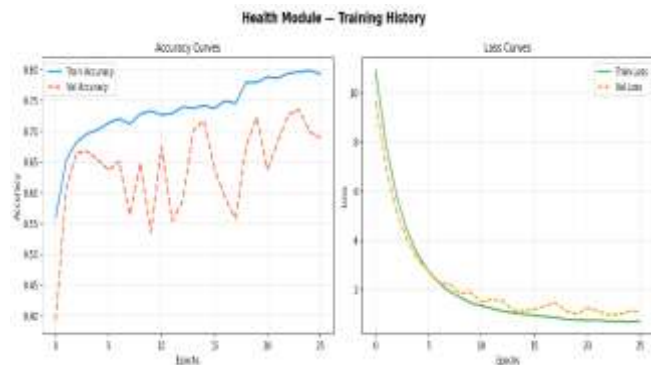


Fig. 10. business model graph

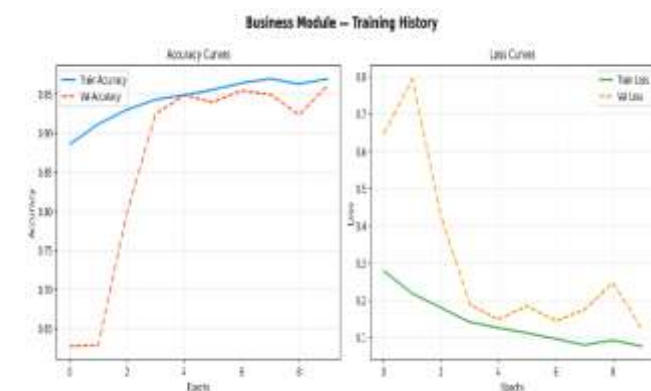


Fig. 11. health model graph

table 1. performance metrics

Metric	Value (%)
Accuracy	92.6
Precision	91.8
Recall	92.1
F1-Score	91.9
Sensitivity	92.1
Specificity	96.4

achieves high accuracy in brain tumour classification and customer churn prediction, along with reliable performance in deepfake detection. The modular and unified architecture ensures efficient data processing, real-time prediction, and seamless interaction between components without compromising individual module performance.

Despite its effectiveness, certain limitations exist, particularly in handling highly sophisticated deepfake images and dependency on the quality of input data. These challenges highlight opportunities for further improvement.

In future, the system can be enhanced by incorporating more advanced deep learning models and larger, diverse datasets to improve accuracy and robustness. Deployment on cloud platforms can enable scalability and wider accessibility. Additionally, the system can be extended to include other do-

mains such as fraud detection, disease prediction, and recommendation systems, making it a more comprehensive multi-domain AI solution.

VII. REFERENCES

- [1] S. Saha, C. Saha, M. M. Haque, M. G. R. Alam, and A. Talukder, "ChurnNet: Deep Learning Enhanced Customer Churn Prediction in Telecommunication Industry," *IEEE Access*, vol. 12, pp. 4471–4475, 2024.
- [2] A. Younis, Q. Li, Z. Afzal, M. J. Adamu, H. B. Kawuwa, F. Hussain, and H. Hussain, "Abnormal Brain Tumours Classification Using ResNet50 and Its Comprehensive Evaluation," *IEEE Access*, vol. 12, pp. 78843–78845, 2024.
- [3] S. Safwat, A. Mahmoud, I. E. Fattah, and F. Ali, "Hybrid Deep Learning Model Based on GAN and RESNET for Detecting Fake Faces," *IEEE Access*, vol. 12, pp. 86391–86394, 2024.
- [4] L. S. Luevano et al., "Assessing the Performance of Efficient Face Anti-Spoofing Detection Against Physical and Digital Presentation Attacks," *IEEE/CVF CVPR Workshops*, 2024.
- [5] Y. Liu and X. Liu, "Spoof Trace Disentanglement for Generic Face Anti-Spoofing," *IEEE Trans. Pattern Anal. Mach. Intell.*, vol. 45, no. 3, pp. 1–15, 2023.
- [6] H. Chen et al., "A Cascade Face Spoofing Detector Based on Face Anti-Spoofing R-CNN and Improved Retinex LBP," *IEEE Access*, vol. 7, pp. 170168–170180, 2019.
- [7] N. M. Dipu, S. A. Shohan, and K. M. A. Salam, "Deep Learning Based Brain Tumour Detection and Classification," *IEEE CONIT*, 2021.
- [8] K. Priyadharshini et al., "Artificial Intelligence Assisted Improved Design to Predict Brain Tumour Using Deep Learning," *IEEE AICERA/ICIS*, 2023.
- [9] J. Akonda et al., "MRI Based Brain Tumour Detection Comprising a Hybrid Segmentation Technique," *IEEE DASA*, 2024.
- [10] X. Liu et al., "Automatic Segmentation of Rare Pediatric Brain Tumours Using Knowledge Transfer From Adult Data," *IEEE ISBI*, 2023.
- [11] X. Xiong, "Customer Churn Prediction Model Based on GA-XGBoost," *IEEE ICC*, 2024.
- [12] P. Pulkundwar et al., "A Comparison of Machine Learning Algorithms for Customer Churn Prediction," *IEEE ICAST*, 2023.
- [13] M. Yu, "Cross-Border E-Commerce User Churn Prediction Model Based on Decision Tree Algorithm," *IEEE ICICACS*, 2025.
- [14] S. Safwat et al., "Hybrid deep learning model based on GAN and RESNET for detecting fake faces," *IEEE Access*, vol. 12, 2024.
- [15] A. Younis et al., "Abnormal brain tumors classification using ResNet50 and its comprehensive evaluation," *IEEE Access*, vol. 12, 2024.
- [16] S. Saha et al., "ChurnNet: Deep learning enhanced customer churn prediction in TCI," *IEEE Access*, vol. 12, 2024.

Copyright & License:



© Authors retain the copyright of this article. This work is published under the Creative Commons Attribution 4.0 International License (CC BY 4.0), permitting unrestricted use, distribution, and reproduction in any medium, provided the original work is properly cited.